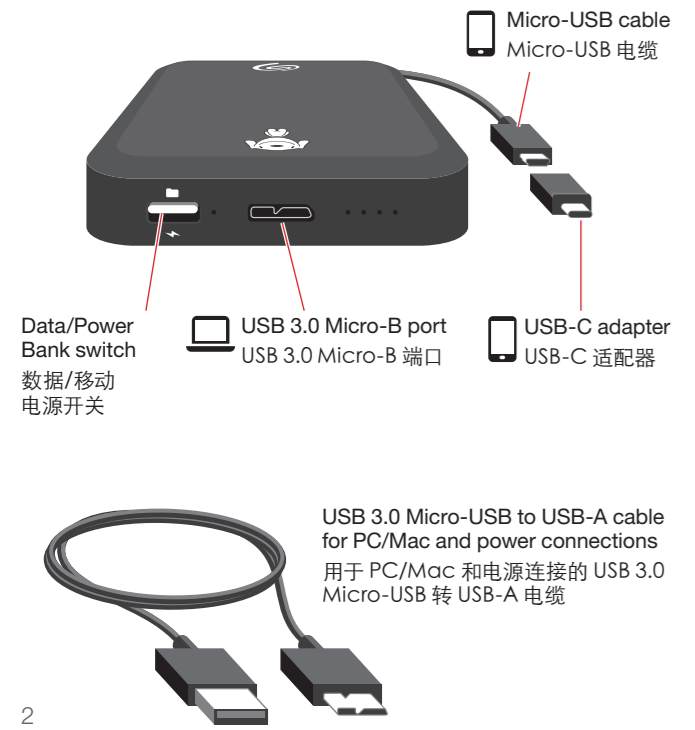



Joy Drive cables and port 乐备宝电缆和端口



2

Set up Joy Drive 设置乐备宝

1 Install Seagate Toolkit Mobile 1 安装 Seagate Toolkit Mobile



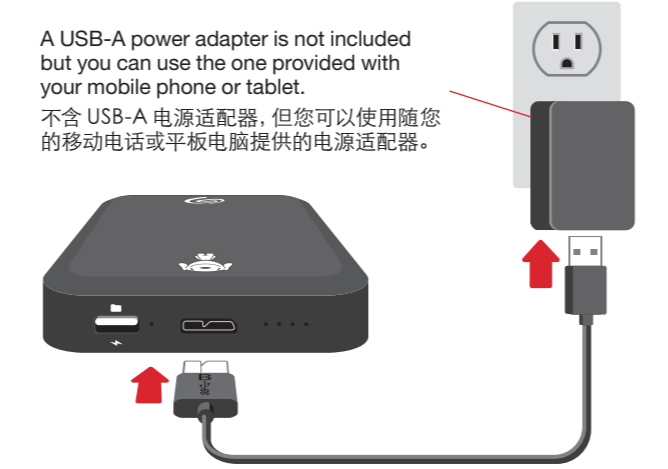
3

The Seagate Toolkit Mobile installer for Android is also available on our website. Use the QR code below or go to www.seagate.com/support/toolkit-android.
也可在我们的网站获取 Android 版 Seagate Toolkit Mobile 安装程序。使用以下 QR 码或转到 www.seagate.com/support/toolkit-android。



2 Connect Joy Drive to your mobile device's power adapter 2 将乐备宝连接到您移动设备的电源适配器

A USB-A power adapter is not included but you can use the one provided with your mobile phone or tablet.
不含 USB-A 电源适配器，但您可以使用随您的移动电话或平板电脑提供的电源适配器。



3 Set to Data mode 3 设置为数据模式

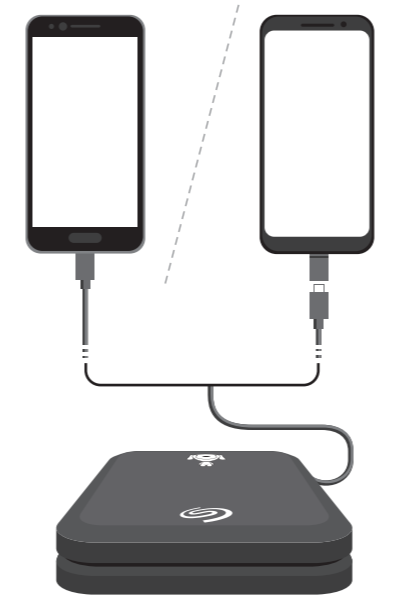
Make sure Joy Drive is set to Data mode.
确保乐备宝设置为数据模式。



4

4 Connect mobile device 4 连接移动设备

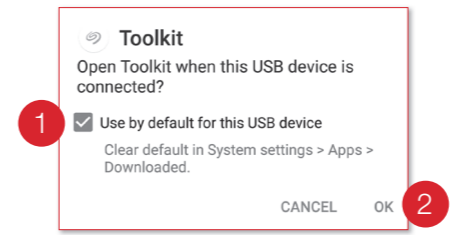
Connect the tethered Micro-USB cable to your Android device. Use the included USB-C adapter for compatible devices.
将受限 Micro-USB 电缆连接至您的 Android 设备。将随附的 USB-C 适配器用于兼容的设备。



5

5 Open Seagate Toolkit Mobile 5 打开 Seagate Toolkit Mobile

Seagate Toolkit Mobile is specially designed for Joy Drive. The first time Toolkit Mobile is opened, you are asked to confirm it as Joy Drive's default app.
Seagate Toolkit Mobile 专门为乐备宝设计。首次打开 Toolkit Mobile 时，会要求您确认是否将其作为乐备宝的默认应用程序。



5 打开 Seagate Toolkit Mobile

Seagate Toolkit Mobile 专门为乐备宝设计。首次打开 Toolkit Mobile 时，会要求您确认是否将其作为乐备宝的默认应用程序。



6

Switch between Data and Power Bank modes 在数据和移动电源模式之间切换

Slide the switch between Data and Power Bank modes.
滑动数据与移动电源模式之间的开关。

数据模式可以让您在移动设备与乐备宝之间转换媒介。
移动电源模式可以让您从乐备宝的电池向移动设备充电。



7

After setup is complete, you can: 设置完成后，您可以执行以下操作：

Copy and move files with Seagate Toolkit Mobile
Seagate Toolkit Mobile manages files on your Android mobile devices and Joy Drive. You can save space on your mobile devices with Toolkit Mobile Backup.
Seagate Toolkit Mobile 管理您的 Android 移动设备和乐备宝上的文件。您可通过 Toolkit Mobile Backup 节省您移动设备上的空间。

Set Joy Drive to Data mode to manage files with Seagate Toolkit Mobile.
将乐备宝设置为数据模式以通过 Seagate Toolkit Mobile 管理文件。



8



Enjoy your media

Enjoy movies, 4K video, photos, music, and other media on your mobile device via direct connection to Joy Drive.

Set Joy Drive to Data mode to access your media with Toolkit Mobile.

欣赏您的媒体

经由指向乐备宝的直接连接，在您的移动设备上欣赏电影、4K 视频、照片、音乐以及其他媒体。

将乐备宝设置为数据模式以通过 Toolkit Mobile 访问媒体。



Charge your Android phone and tablet

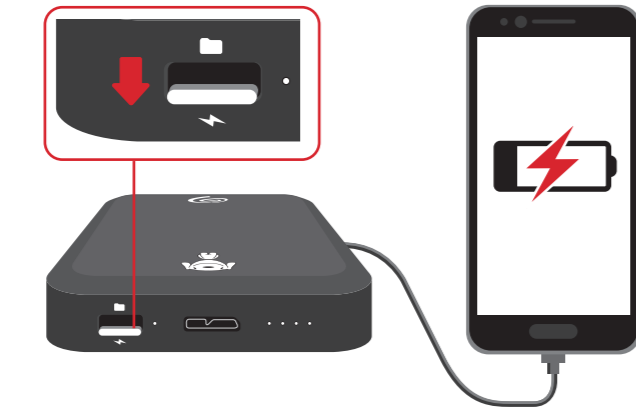
Charge your mobile device wherever you are.

Set Joy Drive to Power Bank mode to charge your mobile device.

为您的 Android 手机和平板电脑充电

无论您身在何处都可移动设备充电。

将乐备宝设置为移动电源模式以对移动设备充电。



Connect to a PC/Mac

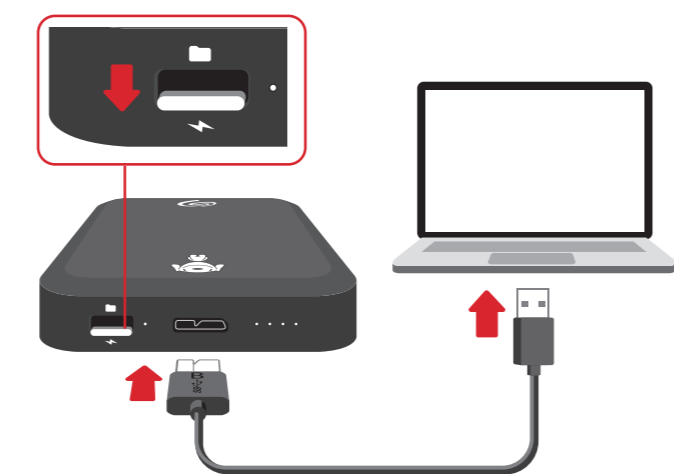
Joy Drive is a large capacity hard drive when connected to your PC/Mac. The hard drive is formatted for no-hassle connections with Windows and Mac computers.

Switch to Power Bank when connecting Joy Drive to a PC/Mac.

连接到 PC/Mac

乐备宝连接到 PC/Mac 后，即是大容量硬盘。此硬盘格式化后，可以连接到 Windows 和 Mac 计算机。

在将乐备宝连接至 PC/Mac 时，切换至移动电源。



Charge Joy Drive

Charge Joy Drive by connecting it to your mobile device's USB charger.

对乐备宝充电

通过将乐备宝连接至您的移动设备 USB 充电器来对其充电。



EN WWW.SEAGATE.COM

To maximize performance, connect your drive to a USB 3.0 port. Also compatible with USB 2.0.

Note: To protect your data, always follow the safe removal procedures for your operating system when disconnecting your product.

For customer support, visit www.seagate.com/support/joy-drive

To review the details of your drive's warranty, open the Seagate Retail Limited Warranty Statement on your drive or go to www.seagate.com/retailwarranty. To request warranty service, get information regarding customer support within your jurisdiction, or to obtain information regarding the location of authorized Seagate service centers go to www.seagate.com.

FCC DECLARATION OF CONFORMANCE

This device complies with Part 15 of the FCC Rules. Operation is subject to the following two conditions: (1) this device may not cause harmful interference, and (2) this device must accept any interference received, including interference that may cause undesired operation.

CLASS B

This equipment has been tested and found to comply with the limits for a Class B digital device, pursuant to Part 15 of the FCC Rules. These limits are designed to provide reasonable protection against harmful interference in residential installation. This equipment generates, uses, and can radiate radio frequency energy and, if not installed and used in accordance with the instructions, may cause harmful interference to radio communications.

ZH CN WWW.SEAGATE.COM

要获得最佳性能，请将硬盘连接到 USB 3.0 端口。同时兼容 USB 2.0。

注意：为保护您的数据，请在断开产品时，总是按照适用于您的操作系统的安全卸下过程操作。

如需客户支持，请访问 www.seagate.com/support/。
要查看您硬盘保修的详细信息，请打开硬盘上的 Seagate 零售有限保修声明，或访问 www.seagate.com/retailwarranty。要请求保修服务、获取有关您所在地区客户支持的信息，或要获取有关 Seagate 授权服务中心地址的信息，请访问 www.seagate.com。

FCC DECLARATION OF CONFORMANCE

This device complies with Part 15 of the FCC Rules. Operation is subject to the following two conditions: (1) this device may not cause harmful interference, and (2) this device must accept any interference received, including interference that may cause undesired operation.

CLASS B

This equipment has been tested and found to comply with the limits for a Class B digital device, pursuant to Part 15 of the FCC Rules. These limits are designed to provide reasonable protection against harmful interference in residential installation. This equipment generates, uses, and can radiate radio frequency energy and, if not installed and used in accordance with the instructions, may cause harmful interference to radio communications.

China RoHS 2 table



China RoHS 2 refers to the Ministry of Industry and Information Technology Order No. 32, effective July 1, 2016, titled Management Methods for the Restriction of the Use of Hazardous Substances in Electrical and Electronic Products. To comply with China RoHS 2, we determined this product's Environmental Protection Use Period (EPUP) to be 20 years in accordance with the Marking for the Restricted Use of Hazardous Substances in Electronic and Electrical Products, SJ/T 11364-2014.

中国 RoHS 2 是指 2016 年 7 月 1 日起施行的工业和信息化部令第 32 号“电力电子产品限制使用有害物质管理办法”。为了符合中国 RoHS 2 的要求，我们根据“电子电气产品有害物质限制使用标识”[SJ/T 11364-2014] 确定本产品的环保使用期 (EPUP) 为 20 年。

部件名称 Part Name	有害物质 Hazardous Substances					
	铅 (Pb)	汞 (Hg)	镉 (Cd)	六价铬 (Cr ^{VI})	多溴联苯 (PBB)	多溴二苯醚 (PBDE)
硬盘驱动器 HDD	X	o	o	o	o	o
外接硬盘印刷电路板 Bridge PCBA	X	o	o	o	o	o
电源 (如果提供) Power Supply (if provided)	X	o	o	o	o	o
接口电缆 (如果提供) Interface cable (if provided)	X	o	o	o	o	o
其他外壳组件 Other enclosure components	o	o	o	o	o	o

本表格依据 SJ/T 11364 的规定编制。
This table is prepared in accordance with the provisions of SJ/T 11364-2014.
O: 表示该有害物质在该部件所有均质材料中的含量均在 GB/T 26572 规定的限量要求以下。
o: Indicates that the hazardous substance contained in all of the homogeneous materials for this part is below the limit requirement of GB/T 26572.
X: 表示该有害物质至少在该部件的某一均质材料中的含量超出 GB/T 26572 规定的限量要求。
X: Indicates that the hazardous substance contained in at least one of the homogeneous materials used for this part is above the limit requirement of GB/T 26572.



© 2018 Seagate Technology LLC. All rights reserved. Seagate, Seagate Technology and the Spiral logo are registered trademarks of Seagate Technology LLC in the United States and/or other countries. All other trademarks or registered trademarks are the property of their respective owners. Complying with all applicable copyright laws is the responsibility of the user. Seagate reserves the right to change, without notice, product offerings or specifications.

Seagate Technology LLC
10200 S. De Anza Blvd.
Cupertino, CA 95014
U.S.A.

Seagate Singapore International
Headquarters Pte. Ltd.
Koolhovenlaan 1
1119 NB Schiphol-Rijk
The Netherlands



Joy Drive

FOR ANDROID

Extra power and storage
for phones and tablets

乐备宝 Android™ 版
针对手机和平板电脑的额外
电能和存储容量

QUICK START GUIDE

快速入门指南